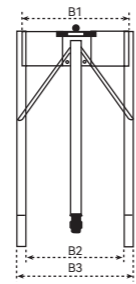
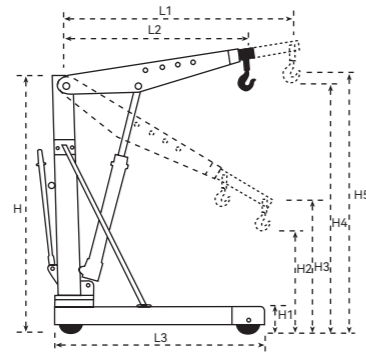


### Euro Shop Crane SA series

- ◆ Heavy duty design.
- ◆ Suitable for European pallet.
- ◆ Chrome plated lifting piston.
- ◆ Conforms to CE safety standard.



Dimensions		L1	L2	L3	H1	H2	H3	H4	H5	H	B1	B2	B3
SA500	(mm)	1360	1060	1395	155	470	705	2225	2475	1595	925	840	1000
SA1000	(mm)	1360	1060	1395	155	470	705	2225	2475	1595	925	840	1000

Dimensions	Capacity	P1	P2	P3	P4	Net Weight
SA500	(kg)	500	500	450	400	81
SA1000	(kg)	1000	1000	900	800	103

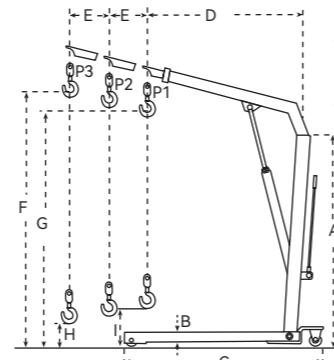
### Foldable Shop Crane SC·A series

- ◆ Unique technology of quick lifting by double action pump.
- ◆ Larger capacity than normal shop cranes at 3 position.
- ◆ Chrome plated lifting piston and pump piston.
- ◆ Relief valve to prevent overload.
- ◆ 360° swivel operating handle.
- ◆ Forged heavy duty swivel hook.
- ◆ 125% overload testing before delivery.
- ◆ Conforms to CE safety standard.

SC1000S  
Stainless steel is available.



New deadmen lowering system!



SC1000A  
Shop crane folded

SC1000A

Model	Capacity at Position (kg)			Dimensions (mm)									Overall Width (mm)	Net Weight (kg)
	P1	P2	P3	A	B	C	D	E	F	G	H	I		
SC500A	500	425	350	1410	165	1510	895	102	2120	1960	150	340	970	75
SC1000A	1000	800	700	1675	90	1630	1230	150	2445	2330	-	245	1120	115
SC2000A	2000	1700	1500	1690	205	1900	1290	150	2705	2505	-	230	1165	165

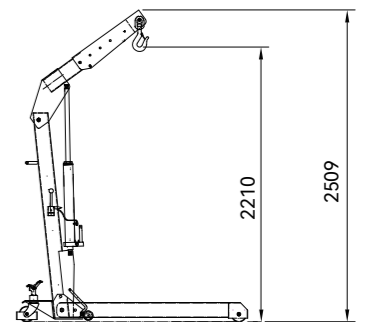
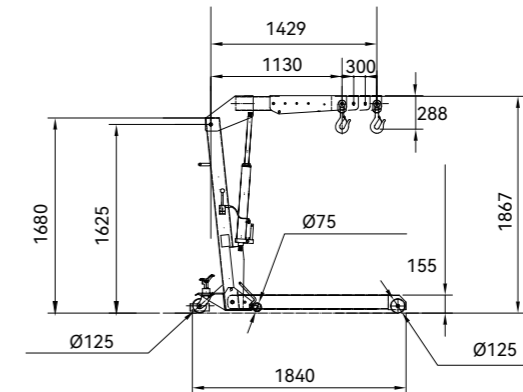
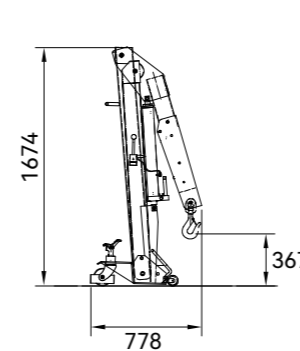
### Shop Crane PCP / PCV series



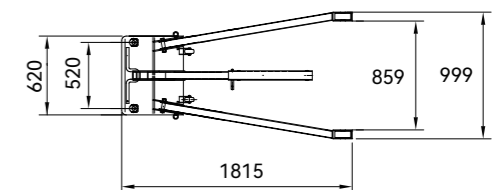
YCP



YCV



Model	YCV/YCP	
Capacity	(kg)	2000
Max. Lifting Height	(mm)	2509
Min. Lifting Height	(mm)	2210
Wheels	(mm)	4-Ø125 + 2-Ø75
Overall Length	(mm)	1840
Overall Width	(mm)	999
Overall Height	(mm)	1867
Net Weight	(kg)	175



### Economic shop Crane ZD series

Model	ZD1001	ZD1002	ZD1003	
Capacity	(kg)	1000	2000	3000
Max. Lifting Range	(mm)	2000	2000	2100
Net Weight	(kg)	80	92	120

