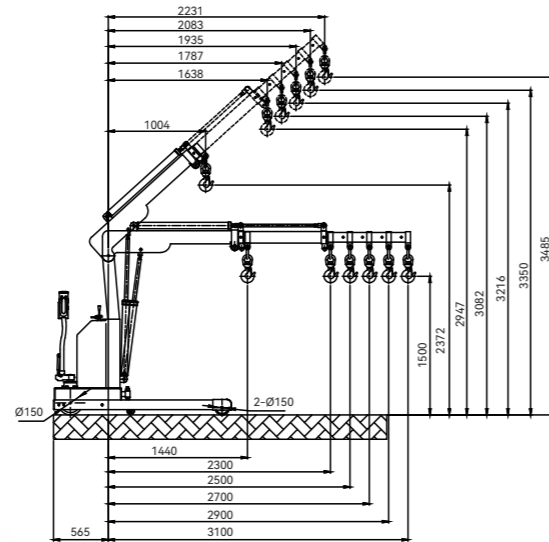
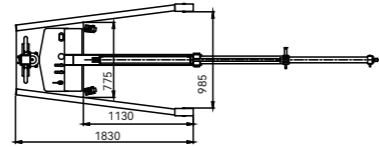


Electric Single Shop Crane **YLE** series


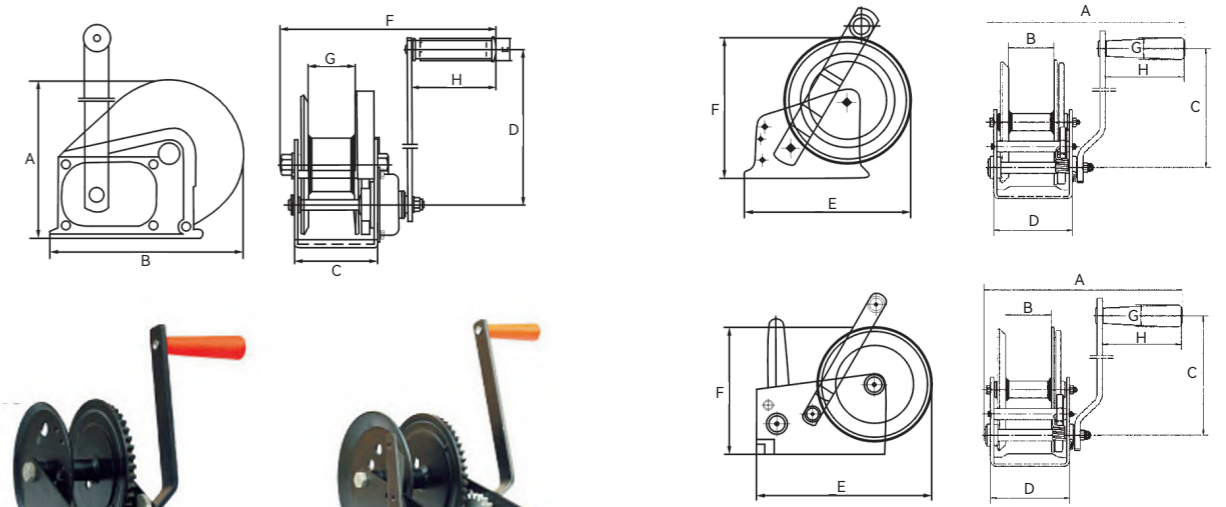


Model YLE01		A	B	C	D	E	F
0°	Extention Arm (mm)	1440	2300	2500	2700	2900	3100
	Rated Capacity (kg)	1000	342	290	250	220	200
40°	Extention Arm (mm)	1004	1638	1787	1935	2083	2231
	Rated Capacity (kg)	1100	565	430	345	290	250
Capacity (kg)		200-1000					
Inner Width of Leg (mm)		985					
Outside Width of Leg (mm)		1170					
Net Weight (kg)		568					
Front Wheel (mm)		Ø150×50					
Supporting Wheel (mm)		Ø75×30					
Driving Wheel (mm)		Ø250×80					

Grip Puller **GP** series

The Hu-Lift grip puller is operable in the vertical, horizontal and diagonal planes, with a safe working load of 800, 1600 or 3200kg.

- ◆ Accurate operation.
- ◆ Virtually maintenance-free.
- ◆ Body made of high-strength cast aluminium with low own weight.
- ◆ Shearing pin breaks at 25% overload and operating lever bends at an overload of approximately 50%.
- ◆ Shearing pin can be replaced under full load.
- ◆ Spare shearing pins are located in the transport handle or in the operating lever (GP-0.8).
- ◆ Wire rope set; the standard wire rope length is 20 metres, 30, 40, 50 metres are available as option.
- ◆ Conforms to CE safety standard.



Model	WHA60	WHA80	WHA100	WHA120	WHA140	WHA200	WHA250	WHB120	WHB180	WHB260
Capacity (kg/lbs)	272.4/600	363.2/800	454/1000	545/1200	635/1400	908/2000	1135/2500	544.8/1200	817.2/1800	1180.4/2600
Gear Ratio	2.9:1	3.7:1	4.2:1	4.2:1	4.2:1	10.35:1/4.5:1	11.5:1/5:1	4.2:1	5:1	10:1
Net Weight (kg)	2.5	2.6	2.8	2.8	2.8	6.2	6.5	3.7	7.7	10.1
No of Speed	Single	Single	Single	Single	Single	Double	Double	-	-	-
Dimension	A	232	232	232	232	232	310	310	156	203
	B	51	51	51	51	51	65	65	184	256
	C	180	180	180	180	180	251	251	88	107
	D	88	88	88	88	88	129.5	129.5	210	319
	E	165	165	184	184	184	243	259	27	27
	F	138	138	156	156	156	178	190	272	283
	G	25	25	25	25	25	25	25	51	60
	H	90	90	90	90	90	90	90	109	109