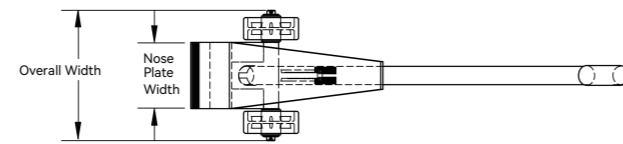
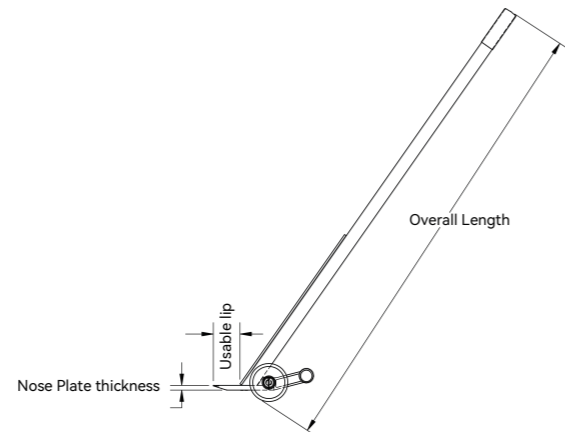


## Pry-Lever Bar **PLB** series




PLB-5



Model	PLB-5	PLB-6	PLB-7
Capacity (lbs)	5000	5000	5000
Bar Length (inch)	60	72	84
Caster&Bearing (inch)	5×2	5×2	5×2
Quantity of Casters (inch)	2	2	2
Caster Material (inch)	PU-on-Steel	PU-on-Steel	PU-on-Steel
Nose Plate Width (inch)	6	6	6
Nose Plate Length (inch)	3 <sup>1</sup> / <sub>2</sub>	3 <sup>1</sup> / <sub>2</sub>	3 <sup>1</sup> / <sub>2</sub>
Usable lip (inch)	3 <sup>1</sup> / <sub>2</sub>	3 <sup>1</sup> / <sub>2</sub>	3 <sup>1</sup> / <sub>2</sub>
Diameter of Bar (inch)	1 <sup>11</sup> / <sub>16</sub>	1 <sup>11</sup> / <sub>16</sub>	1 <sup>11</sup> / <sub>16</sub>
Nose Plate Thickness (inch)	5/8	5/8	5/8
Overall Length (inch)	60 <sup>13</sup> / <sub>16</sub>	72 <sup>13</sup> / <sub>16</sub>	84 <sup>13</sup> / <sub>16</sub>
Overall Width (inch)	11 <sup>5</sup> / <sub>8</sub>	11 <sup>5</sup> / <sub>8</sub>	11 <sup>5</sup> / <sub>8</sub>
Overall Height (inch)	13 <sup>1</sup> / <sub>4</sub>	13 <sup>1</sup> / <sub>4</sub>	13 <sup>1</sup> / <sub>4</sub>
Net Weight (lbs)	41	43	45

## Roller Crowbar **RC** series



RC15

A lever bar of strong steel tube on 2 smooth running steel rollers.

Model	RC15	RC50
Capacity (tonne)	1.5	5
Length (mm)	2000	2000
Max. Skate Height (mm)	145	145
Roller Dimensions (mm)	75	70
Roller Width (mm)	55	54
Net Weight (kg)	13	30

## Rotating Roller Machine Skates **RRS** series

- ◆ Heavy duty dolly structure with top plate.
- ◆ 360 degree rotating rollers provide with maximum maneuverability.



RRS05



RRS10



RRS20



RRS30



RRS40

Model	RRS05	RRS10	RRS20	RRS30	RRS40
Load Capacity (kg)	500	1000	2000	3000	4000
No. of Rollers	3	4	3	4	5
PU Roller Size Dia.×L (mm)	Ø50×60	Ø50×60	Ø80×70	80×70	Ø80×70
Diameter of Rotating Platform (mm)	150	150	165	165	165
Skate Height (mm)	90	90	112	110	112
Handle L×W (mm)	1000×300	1000×300	1000×300	-	1000×300
Net Weight (kg)	13	17	25	29.6	38